



# What words have the same root word?




softball

A white softball with black stitching is shown with dashed arrows indicating its path. To its right is a blue-outlined rectangular box with a semi-circular notch on its left side.



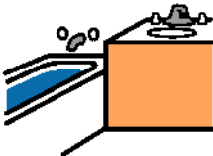
outside

An illustration of a person walking on a grassy area under a yellow sun. To its right is a yellow-outlined rectangular box with a semi-circular notch on its left side.




octagon

A solid pink octagon is shown. To its right is a pink-outlined rectangular box with a semi-circular notch on its left side.




bathroom

An illustration of a bathroom sink with water running. To its right is a purple-outlined rectangular box with a semi-circular notch on its left side.



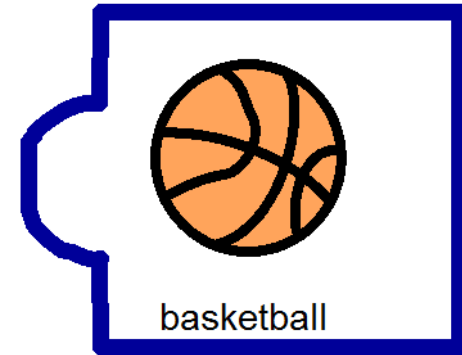
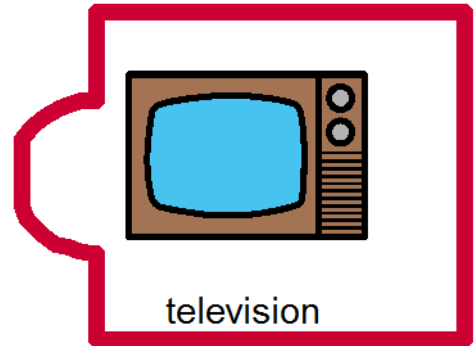




triangle

A solid green triangle is shown. To its right is a green-outlined rectangular box with a semi-circular notch on its left side.



telephone

An illustration of a grey corded telephone. To its right is a red-outlined rectangular box with a semi-circular notch on its left side.



## Reading/Vocab 6.1

### Root Words

This activity was designed to have students identify root words.

#### Instructions:

1. Print pages
2. Glue first page to inside of folder
3. Cut out and laminate answers.
4. Place soft Velcro dots on answer fields and lower part of folder.
5. Place hard Velcro dots on backs of answers.
6. House manipulatives on lower portion of folder.

#### Items needed:

- 6 soft Velcro dots cut in half
- 3 hard Velcro dots cut in half
- folder
- glue, lamination, scissors