



Count



by

2

2's

&

and

fill



in



the

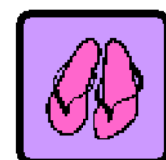


correct number

#



pattern.



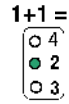
2

4

6

8

10



Count

by

5's

and






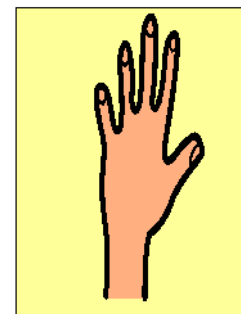
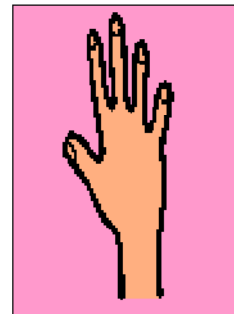
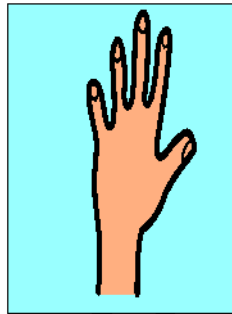
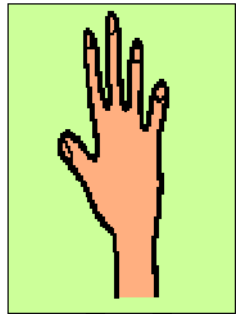

fill

in

the

correct number

pattern.



5	20	15	10	25
---	----	----	----	----



Count



by

10

10's

&

and

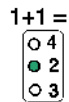
fill



in



the

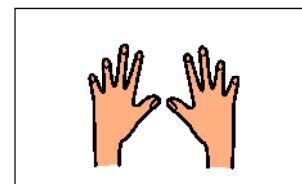
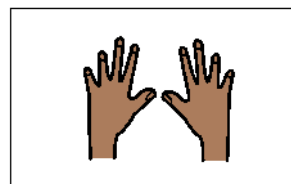
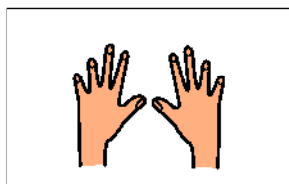
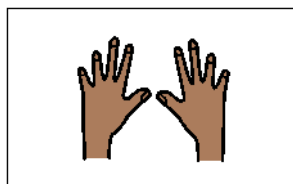
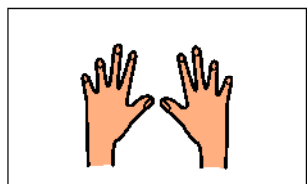


correct number

#



pattern.



20	40	30	50	10
----	----	----	----	----

Math 5.1

Repeated patterns Dimensions 1-4

The student will record repeating number patterns (multiplication).

Instructions:

All of these activity pages can be printed off and used as low-tech activities. Cut out the answers to each page, laminate, and place hard velcro on backs of answers. Glue other pieces of activity to a file folder and laminate it. Velcro the answer pieces to the file folder and place soft velcro pieces on the answer fields. See below for an example.

Cut out the top portion on paper and glue to a folder or poster board, laminate, and place soft velcro pieces on "x's"

Count by 10's and fill in the correct number pattern.

Cut out numbers individually, laminate, cut out again, and place hard velcro piece on the back of each number

15 Soft Velcro Dots cut in half
8 Hard Velcro Dots cut in half
1 folder
lamination, glue, scissors

Place 5 soft velcro dots on the bottom of the same page as the top portion of the activity on it. Velcro the numbers to those dots. Student completing activity would take the number and place it in the correct number order.