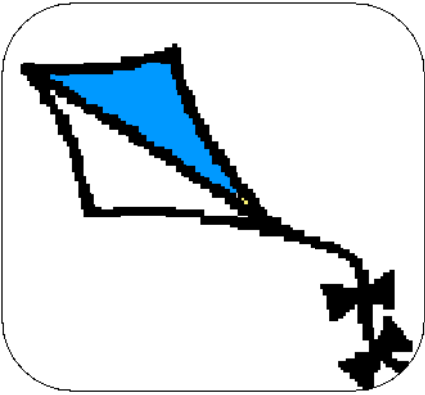


Math 6.2 Fractions

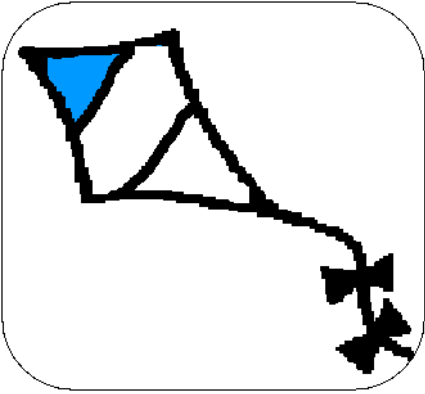
Draw a line from the kite to the fraction that the colored part represents.



$$\frac{3}{4}$$



$$\frac{1}{3}$$



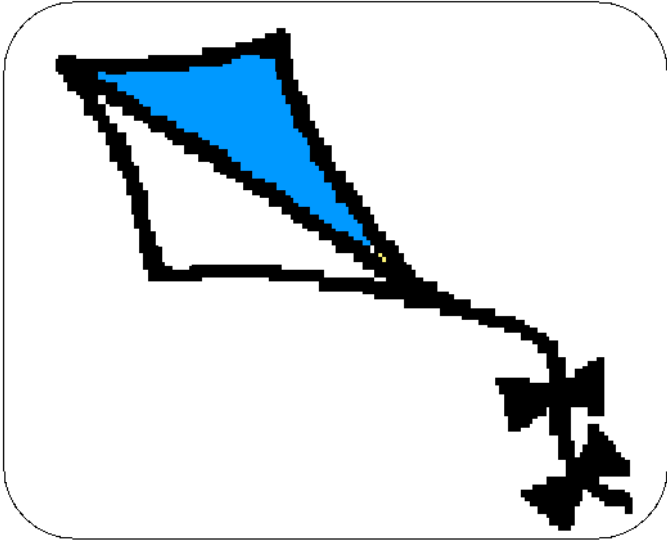
$$\frac{1}{4}$$



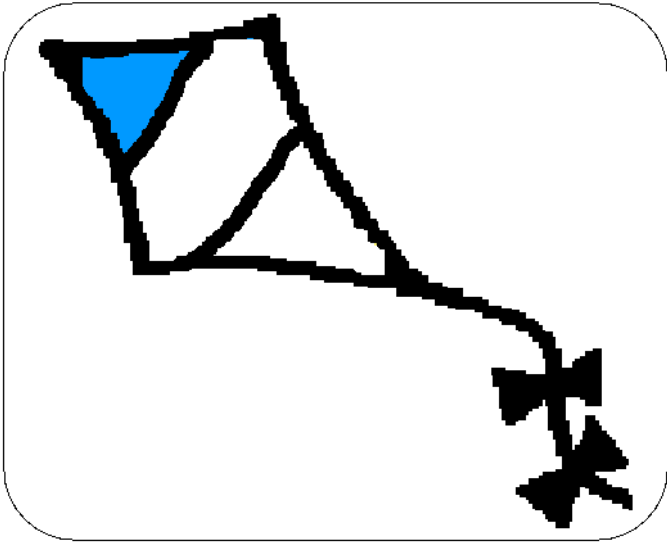
$$\frac{1}{2}$$

Math 6.2 Fractions


Match the kite to the fraction that the colored part represents.




---




---




---

$\frac{1}{2}$  

$\frac{1}{2}$

$\frac{1}{3}$  

$\frac{1}{3}$

$\frac{1}{4}$  

$\frac{1}{4}$

## Math 6.2 Fractions

Dimension: 1-3      Performance Level 1-3

This activity is designed to allow students to learn concepts about fractions.

### Instructions:

Cut out the items on page 3, laminate, and add scratchy velcro to the back. Place soft velcro on the lines.

Print pages 1-3 (\*\*Note, this will print just fine in black and white!)

Make sure your print set up is in portrait mode.

\*\*\*Note, you can program the content of each page into a Step By Step (Ablenet) or Sequencer (Adaptivations) and let the student participate in reading by pressing the voice output switch to order the fractions.

This activity was modified from an activity found on Boardmaker Share called Fractions by Dana Rowe.

