

Reading 3.6

Task Specification: Use the cover, pictures, and key words of the text to find information.

After reading the book *Charlotte's Web* the student will use the cover, pictures and key words of the text to answer specific questions.


Materials needed:

1 file folder

Velcro dots: 10 soft; 10 scratchy

Instructions: Make sure Boardmaker is in Design mode (if needed, press CTRL + D or ESC to change to Design Mode). Print pages 2-5. Glue page 2 on front of the file folder. Glue page 2 and 3 on the inside file folder then laminate. Cut out manipulatives from 5 then laminate. Use these manipulatives for the student to place in designated answer boxes. Velcro can be used to keep answers secure.

**remember that scratchy Velcro is used on manipulatives and soft Velcro in answer boxes.



The main characters include:

Wilbur



A rambunctious pig,
the runt of the litter

Charlotte



A spider who
befriends Wilbur.

Fern



The courageous eight-year old
girl who saves Wilbur


Templeton



The gluttonous rat who helps Charlotte
and Wilbur when offered food.


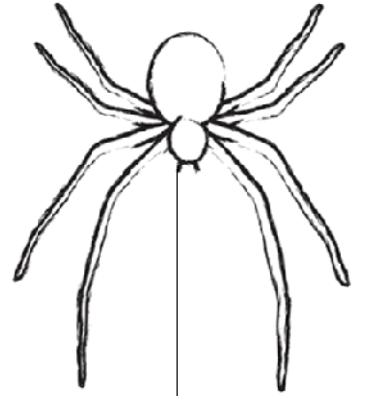

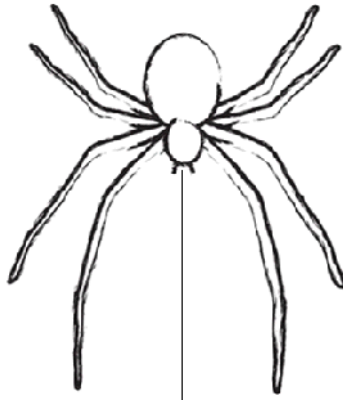

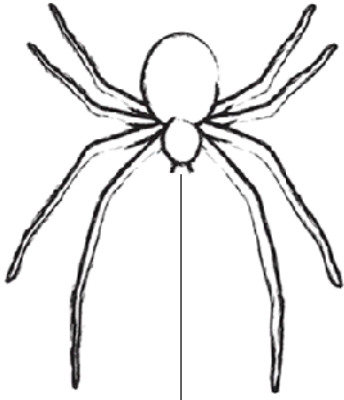


The setting took place:






Important facts about Charlotte's Web

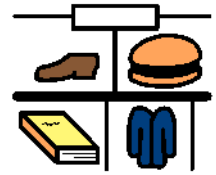





in uncle
Homer's barn.




at the library.



at the mall.



Charlotte could
spell words



Other animals
include a goose
and a horse



Wilber was sold
to Uncle Homer



They found
sunken treasure

