

4.1 Reading/Vocab.

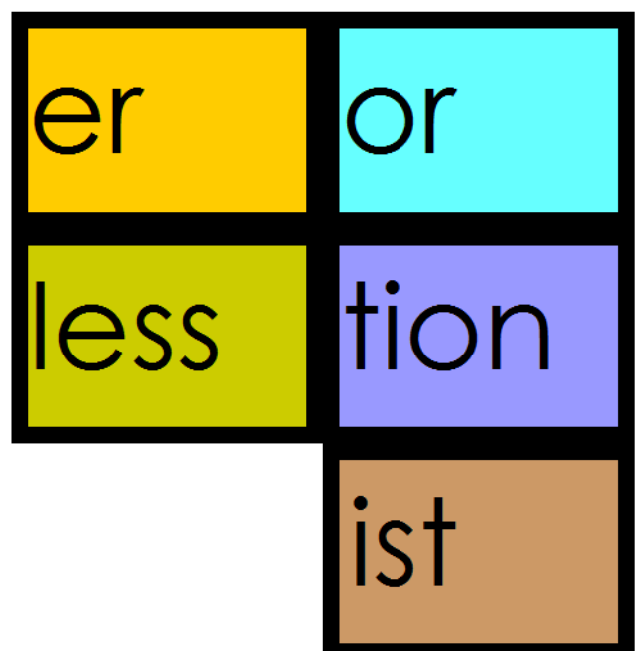
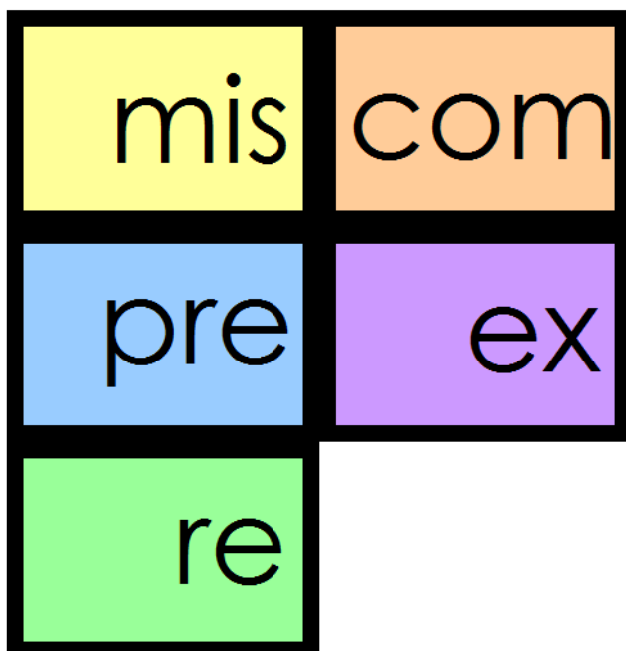
Task Specification: Define common affixes.

Instructions: Make sure Boardmaker is in Design mode (if needed, press CTRL + D or ESC to change to Design Mode).

1. Print pages 1-3 (**Note, this will print just fine in black and white!)
2. Glue page 2 and 3 inside file folder and laminate.
3. Cut out manipulatives from page 1 then laminate.
4. Use these manipulatives for the student to place in designated answer boxes.


Velcro can be used to keep answers secure.

**remember that scratchy Velcro is used on manipulatives and soft Velcro in answer boxes.





xxxxx


Prefix



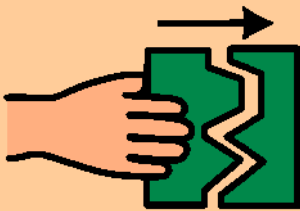
behave




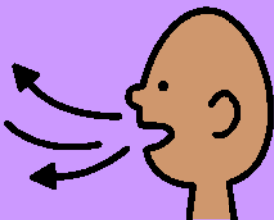
amble



build



bine





hale



Suffix

xxxxx|



teach




help



invent



celebra



art

