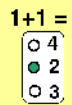




Choose



the



correct



picture



that



completes



the



simile.



As clear as

X

X

X



As busy as

X

X

X




As fast as

X

X

X



As blind as


X

X

X

1

mud



shoe



2

sock



a bee



3

tree



lightning




4

a bat



apple



Make sure you look at order of pictures. They correspond with the answers.

Reading 5.1

The students will recognize similes.

Instructions:

2. Glue pages 1 & 2 on the inside upper and lower portions of the folder.
3. Cut out the manipulatives,
4. Laminate folder and manipulatives.
5. Place 1 soft Velcro piece on the X's.
7. Place hard velcro pieces on the back of each manipulative.
8. Place manipulatives next to corresponding answer field.

Items needed:

- 6 Soft Velcro dots cut in half
- 4 Hard Velcro Dots cut in half
- 1 folder
- scissors, lamination, glue