







Identify  living &  nonliving  things.

living



nonliving





manipulatives

Science - P5.2

The student will identify living and nonliving things in their environment that effect their survival (e.g. food, shelter, physical characteristics).

Instructions:


1. Glue the title to the front of the folder.
2. Glue the label to the tab on the folder.
3. Glue the instructions and the living and nonliving answer field to top portion of folder.
4. Cut out manipulatives.
5. Laminate the folder and manipulatives.
6. Place 4 pieces of soft Velcro on each circle; spacing them for 4 pictures to fit on each circle.
7. Place 8 pieces of soft Velcro on the bottom portion of the folder; spacing them for all 8 manipulatives to fit.
8. Place 8 pieces of hard Velcro on the back of each manipulative.

Items needed:


- 8 soft Velcro dots cut in half
- 4 hard Velcro dots cut in half
- 1 folder
- scissors, lamination, glue



Place



the




living

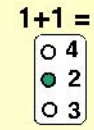
items



in



the




correct




habitat.

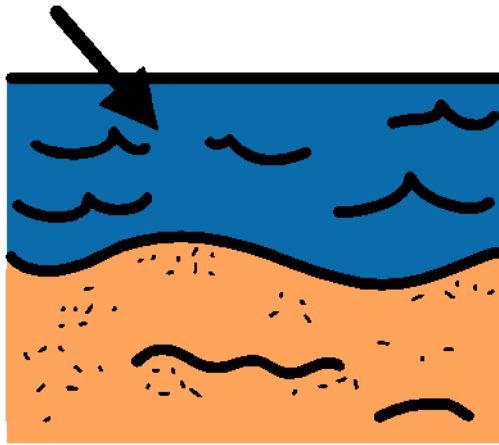
desert




woods



ocean



mountains



Science-C5.2

The student will identify living and nonliving things in their environment that effect their survival (e.g. food, shelter, physical characteristics).

Instructions:

1. Glue the title to the front of the folder
2. Glue the lable onto the tab of the folder.
3. Glue the instructions and the 4 habitats onto the inside of the folder.
4. Cut out the manipulative pictures.
5. Laminate the folder and all of the manipulatives.
6. Place 4 pieces of soft Velcro on each habitats; spacing them so 4 pictures can fit on each habitat.
7. Place 16 pieces of soft Velcro on the bottom of the inside of the folder or on the back of the folder if there isn't enough room.
8. Place a hard piece of Velcro on the back of each manipulative.

Items needed:

- 16 soft Velcro Dots cut in half
- 8 hard Velcro Dots cut in half
- 1 folder
- lamination, glue, scissors


trees



cactus



fish



bear




camel



jellyfish



snake



lizard



octopus



wild rabbit



hyena



starfish



mountain lion



goat



eagle



snow leopard

