













Complete sentences using nouns, verbs, capitalization, & punctuation.





Boys



boys



swim



play



help



Girls



girls



fish



read



talk



Teachers



teachers



knit



run



sleep

•	•	•	•	?	?	?	?
!	!	!	!				

Writing 5.3

Use nouns and verbs in the writing process. Use mechanics of written language in the areas of capitalization and punctuation.

Instructions:

1. Glue first page to top portion of folder
2. Cut out and glue title to front of folder and label to the tab of the folder.
3. Cut out symbols.
4. Laminate symbols and folder
5. Place hard Velcro dots on back of symbols.
6. Place soft Velcro dots on blank boxes
7. Place soft Velcro strips on lower portion of folder.

Writing 5.3 Nouns, Verbs, Capitalization, Punctuation



Writing 5.3

Items needed:

- 14 hard Velcro dots cut in half
- 6 soft Velcro dots cut in half
- 18 " soft Velcro strip cut in half
- 1 folder
- Lamination
- Glue Stick