


### 3.1 Math

Task Specification: The student will describe the classification system used to categorize two groups of items.




Instructions:

Make sure Boardmaker is in Design mode (if needed, press CTRL + D or ESC to change to Design Mode). Print pages 1-3 (\*\*Note, this will print just fine in black and white!) Glue page 2 and 3 inside folder and laminate. Cut out manipulatives from page 1 then laminate. Use these manipulatives for the student to place in designated answer boxes. Velcro can be used to keep answers secure.

\*\*remember that scratchy Velcro is used on manipulatives and soft Velcro in answer boxes.



Describe classification system  
to categorize two groups



Describe classification system  
to categorize two groups

