

Math: 4.2

Subject: 4th grade/Math

Task Specification: The student will add and subtract quantities to 20

Materials needed: 2 file folders

6 soft Velcro dots; 40 scratchy Velcro dots

8 soft Velcro strips (aprox. 3" in length)

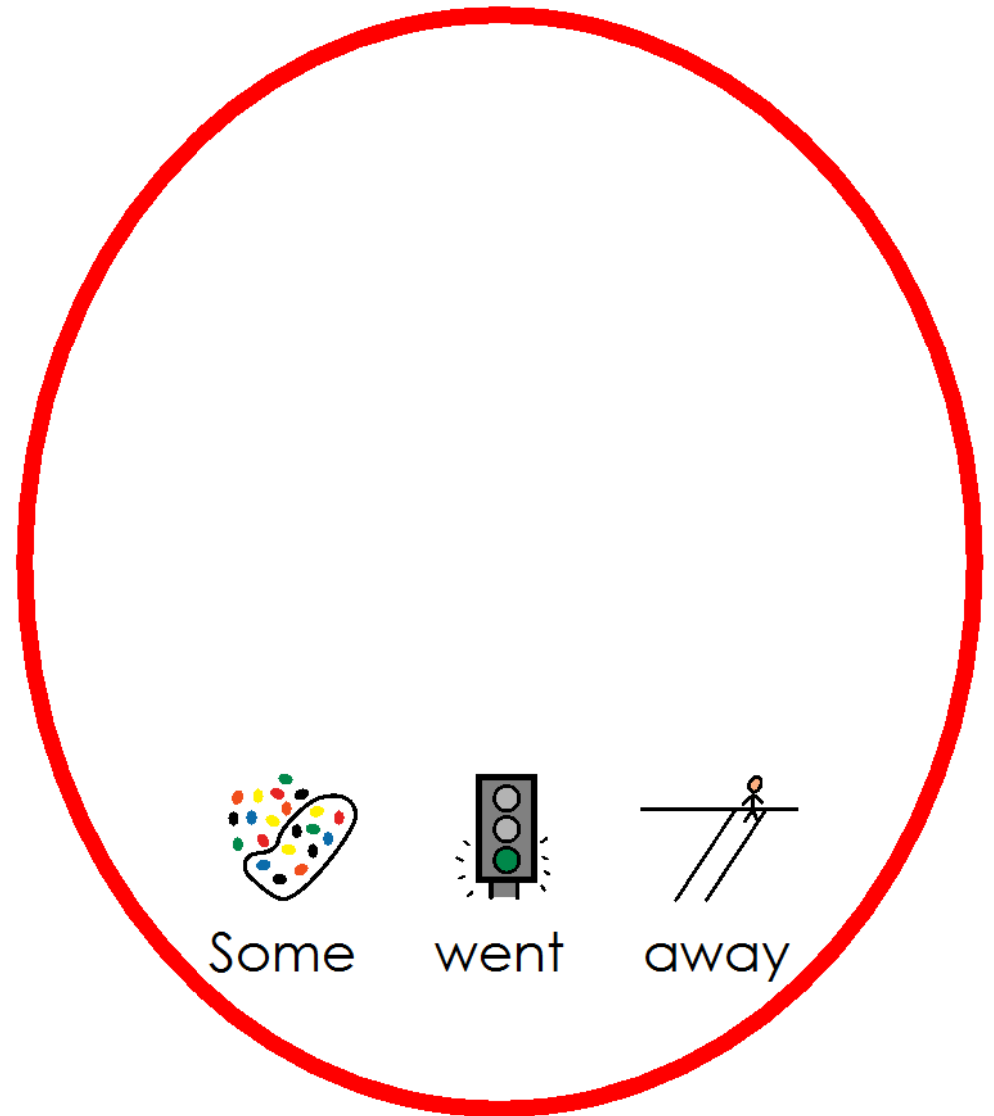

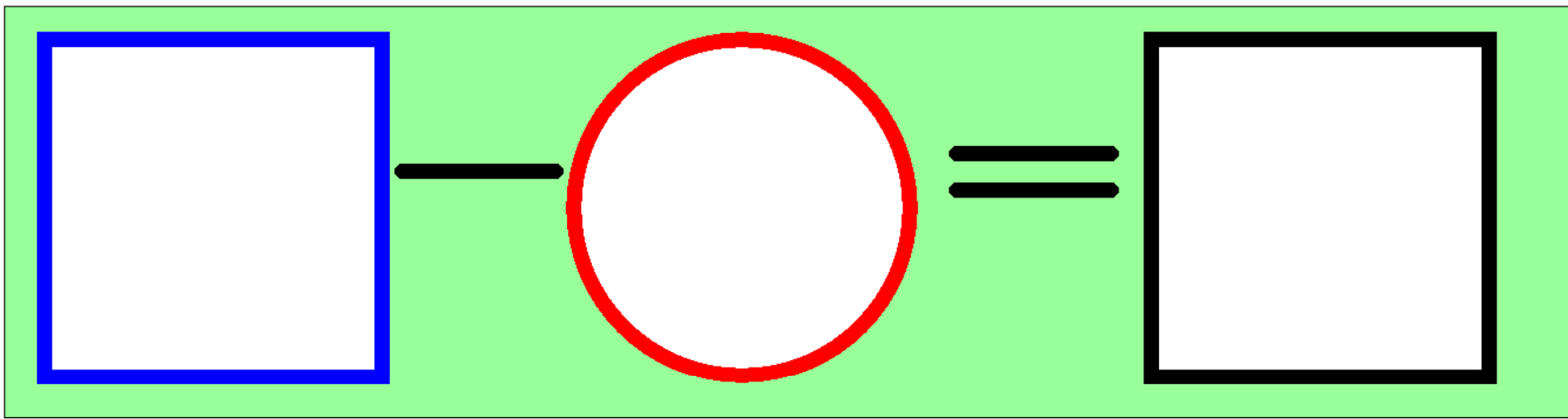
Instructions:




Make sure Boardmaker is in Design mode (if needed, press CTRL + D or ESC to change to Design Mode). Print pages 2 and 3. Glue inside each file folder and laminate. Cut out numbers and manipulatives from page 4 and 5 then laminate. Use these manipulatives for the student to place in designated answer boxes. Velcro can be used to keep answers secure.

**remember that scratchy Velcro is used on manipulatives and soft Velcro in answer boxes.

Numbers

Manipulatives





1

2

3

4

5

6

7

8

9

10

11

12

13

14

15

16

17

18

19

20



