

# My Autobiography

writing 8.2

A large, empty rectangular box with a thick red border, intended for writing.A smaller, empty rectangular box with a thick red border, intended for writing.A large, empty rectangular box with a thick yellow border, intended for writing.A smaller, empty rectangular box with a thick yellow border, intended for writing.A large, empty rectangular box with a thick green border, intended for writing.A smaller, empty rectangular box with a thick green border, intended for writing.A large, empty rectangular box with a thick purple border, intended for writing.A smaller, empty rectangular box with a thick purple border, intended for writing.A large, empty rectangular box with a thick brown border, intended for writing.A smaller, empty rectangular box with a thick brown border, intended for writing.A large, empty rectangular box with a thick black border, intended for writing.A smaller, empty rectangular box with a thick black border, intended for writing.



I am



a boy.



a girl.



I am

11 years old.

12 years old.



I am

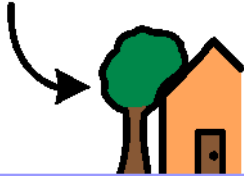


funny.



nice.

I get home by riding




in a car.



on a bus.



I live in

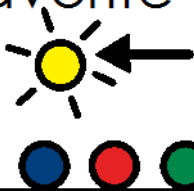


a house.



13 years old.

My favorite color is



blue.



red.

an apartment.



sweet.



green.

## Writing 8.2

Write a biographical or autobiographical story      performance level

This activity is designed to allow students to demonstrate the ability to create an autobiographical story.

### Instructions:

Make sure Boardmaker is in Design mode (if needed, press CTRL + D or ESC to change to Design Mode).

Print pages 1-2 (\*\*Note, this will print just fine in black and white!)

Glue pages 1 inside file folder and laminate.

Cut answers out and laminate. Use these answers as manipulatives for student to place in designated story box.

Velcro can be used to keep answers secure.

\*\*remember that scratchy Velcro

is used on manipulatives and soft Velcro in answer boxes.