

3.2 Math

Task Specification: The student will compare and order quantities of objects to 10

Materials needed: 1 file folder

10 soft velcro dots; 10 scratchy velcro dots

Instructions:

Make sure Boardmaker is in Design mode (if needed, press CTRL + D or ESC to change to Design Mode). Print pages 2-4 Glue page 2 and 3 inside file folder and laminate. Cut out manipulatives from page 4 then laminate. Use these manipulatives for the student to place in designated answer fields. Velcro can be used to keep answers secure.

**remember that scratchy Velcro is used on manipulatives and soft Velcro in answer boxes.

Compare and order

--	--	--	--	--



1	2	3	4	5
---	---	---	---	---

Least ←									
------------	--	--	--	--	--	--	--	--	--






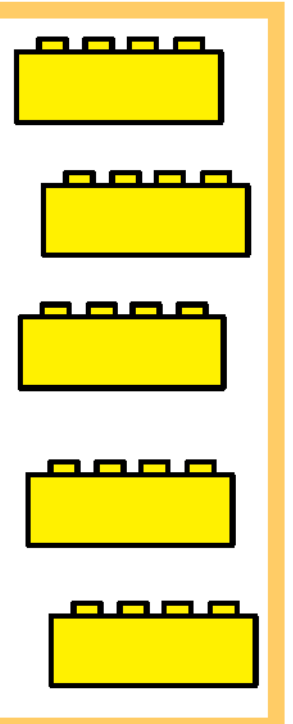


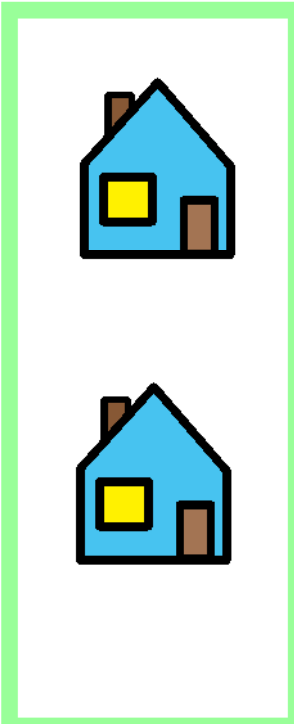

r for each quantity

--	--	--	--	--

6	7	8	9	10
---	---	---	---	----

Greatest





Least
←

Greatest
→

