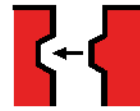



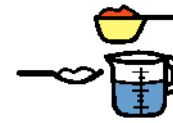
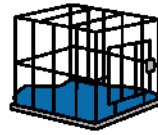
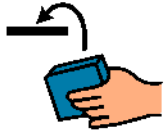
estimated volume:

1

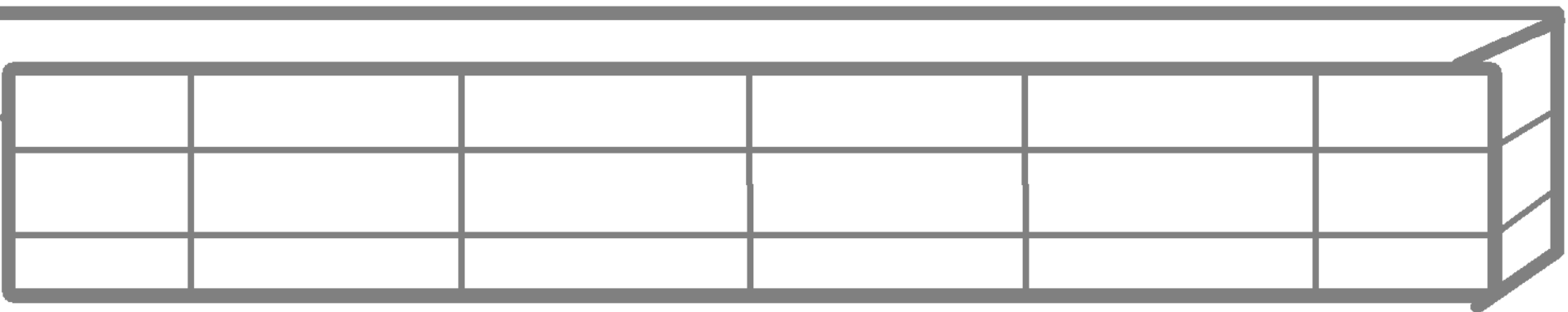


Estimate how many basketballs will fit in the caddy.

2



Put basketballs in the caddy to measure the volume.



3



The volume of basketballs is:

1	2	3	4	5
6	7	8	9	10

1	2	3	4	5
6	7	8	9	10



Math 8.4

Estimate Volume performance level 3

This activity is designed to allow students to demonstrate estimating volume.

Instructions:

Make sure Boardmaker is in Design mode (if needed, press CTRL + D or ESC to change to Design Mode).

Print pages 1-2 (**Note, this will print just fine in black and white!)

Glue page 1 inside file folder and laminate.

Cut answers out and laminate. Use these answers as manipulatives for student to place in designated answer boxes.

Velcro can be used to keep answers secure. **remember that scratchy Velcro is used on manipulatives and soft Velcro in answer boxes.