



Yield

Open

Stop


Go










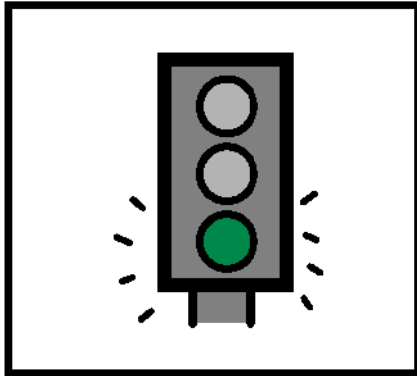
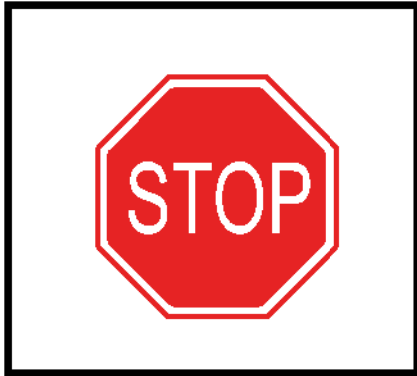
Hot


Slow

Closed

Exit







Reading: 3.2 Subject: 3rd Reading/Vocab Task Specification:  
Match words with various mediums.

Materials needed: 2 file folders; Velcro: 16 soft; 16 scratchy

Instructions: Make sure Boardmaker is in Design mode (if needed, press CTRL + D or ESC to change to Design Mode).

Print pages 1-4. Glue pages 1 and 3 inside each side of a file folder and laminate. Cut out manipulatives from page 2 and 4 and laminate.

Use these manipulatives for the student to place in designated answer boxes. Velcro can be used to keep answers secure. \*\*remember that scratchy Velcro is used on manipulatives and soft Velcro in answer boxes.