

# Assistive Technology Computer Lab Schedule & Registration



## Computer Lab Registration

(Space is limited: OKC-7 computers & Tulsa-12 computers)

Please check the lab training(s) you wish to attend. Note: you may check more than one lab training title. You will be contacted by Chuck Roberts via email as soon as he receives your registration form to confirm that you are in the training(s) for which you registered. He will also contact you via email on each Registration Deadline date to confirm your attendance. You will need to RSVP to this email to secure your seat in the training!

**Due to the fact that the labs have limited space, we would appreciate it if you only register for the labs you know you will be attending. If you would like to schedule a customized computer lab training for your school team, please contact Stefanie Olson at 918-660-3279 or [stefanie-olson@ouhsc.edu](mailto:stefanie-olson@ouhsc.edu).** All computer lab trainings are from 8:30 am - 3:30 pm with registration beginning at 8:00 am.

<b>Boardmaker V.6</b> <table border="0"> <tr> <td></td> <td><b>OKC</b></td> <td><b>Tulsa</b></td> </tr> <tr> <td>9/9/10</td> <td><input type="checkbox"/></td> <td><input type="checkbox"/></td> </tr> <tr> <td>10/12/10</td> <td><input type="checkbox"/></td> <td><input type="checkbox"/></td> </tr> <tr> <td>1/31/11</td> <td><input type="checkbox"/></td> <td><input type="checkbox"/></td> </tr> <tr> <td>3/11/11</td> <td><input type="checkbox"/></td> <td><input type="checkbox"/></td> </tr> </table>		<b>OKC</b>	<b>Tulsa</b>	9/9/10	<input type="checkbox"/>	<input type="checkbox"/>	10/12/10	<input type="checkbox"/>	<input type="checkbox"/>	1/31/11	<input type="checkbox"/>	<input type="checkbox"/>	3/11/11	<input type="checkbox"/>	<input type="checkbox"/>	<b>**Boardmaker Plus/Speaking Dynamically Pro</b> <table border="0"> <tr> <td></td> <td><b>OKC</b></td> <td><b>Tulsa</b></td> </tr> <tr> <td>11/5/10</td> <td><input type="checkbox"/></td> <td><input type="checkbox"/></td> </tr> <tr> <td>4/8/11</td> <td><input type="checkbox"/></td> <td><input type="checkbox"/></td> </tr> </table>		<b>OKC</b>	<b>Tulsa</b>	11/5/10	<input type="checkbox"/>	<input type="checkbox"/>	4/8/11	<input type="checkbox"/>	<input type="checkbox"/>	<b>Microsoft Word &amp; Windows Access Options</b> <table border="0"> <tr> <td></td> <td><b>OKC</b></td> <td><b>Tulsa</b></td> </tr> <tr> <td>3/29/11</td> <td><input type="checkbox"/></td> <td><input type="checkbox"/></td> </tr> </table>		<b>OKC</b>	<b>Tulsa</b>	3/29/11	<input type="checkbox"/>	<input type="checkbox"/>	<b>*Circle Time</b> <table border="0"> <tr> <td></td> <td><b>OKC</b></td> </tr> <tr> <td>12/13/10</td> <td><input type="checkbox"/></td> </tr> <tr> <td></td> <td><b>Tulsa</b></td> </tr> <tr> <td>1/11/11</td> <td><input type="checkbox"/></td> </tr> </table> *\$30.00 material due At registration		<b>OKC</b>	12/13/10	<input type="checkbox"/>		<b>Tulsa</b>	1/11/11	<input type="checkbox"/>	<b>*Adapt-a-book</b> <table border="0"> <tr> <td></td> <td><b>OKC</b></td> </tr> <tr> <td>10/7/10</td> <td><input type="checkbox"/></td> </tr> <tr> <td></td> <td><b>Tulsa</b></td> </tr> <tr> <td>10/19/10</td> <td><input type="checkbox"/></td> </tr> </table> *\$30.00 material due At registration		<b>OKC</b>	10/7/10	<input type="checkbox"/>		<b>Tulsa</b>	10/19/10	<input type="checkbox"/>
	<b>OKC</b>	<b>Tulsa</b>																																																
9/9/10	<input type="checkbox"/>	<input type="checkbox"/>																																																
10/12/10	<input type="checkbox"/>	<input type="checkbox"/>																																																
1/31/11	<input type="checkbox"/>	<input type="checkbox"/>																																																
3/11/11	<input type="checkbox"/>	<input type="checkbox"/>																																																
	<b>OKC</b>	<b>Tulsa</b>																																																
11/5/10	<input type="checkbox"/>	<input type="checkbox"/>																																																
4/8/11	<input type="checkbox"/>	<input type="checkbox"/>																																																
	<b>OKC</b>	<b>Tulsa</b>																																																
3/29/11	<input type="checkbox"/>	<input type="checkbox"/>																																																
	<b>OKC</b>																																																	
12/13/10	<input type="checkbox"/>																																																	
	<b>Tulsa</b>																																																	
1/11/11	<input type="checkbox"/>																																																	
	<b>OKC</b>																																																	
10/7/10	<input type="checkbox"/>																																																	
	<b>Tulsa</b>																																																	
10/19/10	<input type="checkbox"/>																																																	
<b>PowerPoint Books &amp; More!</b> <table border="0"> <tr> <td></td> <td><b>OKC</b></td> <td><b>Tulsa</b></td> </tr> <tr> <td>9/27/10</td> <td><input type="checkbox"/></td> <td><input type="checkbox"/></td> </tr> <tr> <td>11/16/10</td> <td><input type="checkbox"/></td> <td><input type="checkbox"/></td> </tr> <tr> <td>2/8/11</td> <td><input type="checkbox"/></td> <td><input type="checkbox"/></td> </tr> </table>		<b>OKC</b>	<b>Tulsa</b>	9/27/10	<input type="checkbox"/>	<input type="checkbox"/>	11/16/10	<input type="checkbox"/>	<input type="checkbox"/>	2/8/11	<input type="checkbox"/>	<input type="checkbox"/>	<b>Intro to IntelliTools Classroom Suite V.4</b> <table border="0"> <tr> <td></td> <td><b>OKC</b></td> <td><b>Tulsa</b></td> </tr> <tr> <td>9/14/10</td> <td><input type="checkbox"/></td> <td><input type="checkbox"/></td> </tr> <tr> <td>1/21/11</td> <td><input type="checkbox"/></td> <td><input type="checkbox"/></td> </tr> </table>		<b>OKC</b>	<b>Tulsa</b>	9/14/10	<input type="checkbox"/>	<input type="checkbox"/>	1/21/11	<input type="checkbox"/>	<input type="checkbox"/>	<b>**Beyond Basics: IntelliTools Classroom Suite V.4</b> <table border="0"> <tr> <td></td> <td><b>OKC</b></td> <td><b>Tulsa</b></td> </tr> <tr> <td>10/27/10</td> <td><input type="checkbox"/></td> <td><input type="checkbox"/></td> </tr> <tr> <td>3/1/11</td> <td><input type="checkbox"/></td> <td><input type="checkbox"/></td> </tr> </table>		<b>OKC</b>	<b>Tulsa</b>	10/27/10	<input type="checkbox"/>	<input type="checkbox"/>	3/1/11	<input type="checkbox"/>	<input type="checkbox"/>	<b>**Diving Deeper into IntelliTools Classroom Suite V.4</b> <table border="0"> <tr> <td></td> <td><b>OKC</b></td> <td><b>Tulsa</b></td> </tr> <tr> <td>11/30/10</td> <td><input type="checkbox"/></td> <td><input type="checkbox"/></td> </tr> <tr> <td>4/29/11</td> <td><input type="checkbox"/></td> <td><input type="checkbox"/></td> </tr> </table>		<b>OKC</b>	<b>Tulsa</b>	11/30/10	<input type="checkbox"/>	<input type="checkbox"/>	4/29/11	<input type="checkbox"/>	<input type="checkbox"/>	<b>**Please read course description for class pre-requisites!!</b>							
	<b>OKC</b>	<b>Tulsa</b>																																																
9/27/10	<input type="checkbox"/>	<input type="checkbox"/>																																																
11/16/10	<input type="checkbox"/>	<input type="checkbox"/>																																																
2/8/11	<input type="checkbox"/>	<input type="checkbox"/>																																																
	<b>OKC</b>	<b>Tulsa</b>																																																
9/14/10	<input type="checkbox"/>	<input type="checkbox"/>																																																
1/21/11	<input type="checkbox"/>	<input type="checkbox"/>																																																
	<b>OKC</b>	<b>Tulsa</b>																																																
10/27/10	<input type="checkbox"/>	<input type="checkbox"/>																																																
3/1/11	<input type="checkbox"/>	<input type="checkbox"/>																																																
	<b>OKC</b>	<b>Tulsa</b>																																																
11/30/10	<input type="checkbox"/>	<input type="checkbox"/>																																																
4/29/11	<input type="checkbox"/>	<input type="checkbox"/>																																																

\*Plan to bring a USB flash card so you can take home all the great activities you will create!

**Please Type or Print Legibly!** Information will be entered into a database for future mailings. We appreciate it! ☺

**NEW!!** We will send you a confirmation email two weeks prior to the scheduled training: **YOU WILL NEED TO RESPOND TO THIS EMAIL TO SECURE YOUR SEAT IN THE TRAINING!** If you do not RSVP, we will give your seat to someone on the waiting list. If you do not have email, you will need to call Chuck Roberts (Phone: 1-405-271-8001; Ext. 47104) two weeks prior to the training to RSVP. Please note that Chuck has a speech impediment, so please be patient when you call him.

Participant's Name:

**School Information:**

School Phone:	Area Code:	#:	Ext:
School Fax:			
School E-Mail:			
Campus Name:			
School District:			
School Address:			
City:	State:	Zip Code:	

**Home Information:**

Home Address:	Ext:		
City:	State:	Zip Code:	
Home Phone:	Area Code:	#:	
Home E-Mail:			

I prefer to receive mail at:  Home  School

(We will send future mailings to your Primary Address.)

Please note that E-mail addresses must be current for confirmation purposes.

Please indicate your discipline: (for statistical use only)

<input type="checkbox"/> Special Education Teacher	<input type="checkbox"/> Physical Therapist	<input type="checkbox"/> Occupational Therapist	<input type="checkbox"/> Parent
<input type="checkbox"/> Speech Pathologist	<input type="checkbox"/> Physical Therapist Assistant	<input type="checkbox"/> Occupational Therapist Assistant	
<input type="checkbox"/> Administrator	<input type="checkbox"/> Special Education Director	<input type="checkbox"/> Paraprofessional	<input type="checkbox"/> Other _____

# 2010-2011 Assistive Technology Computer Lab Schedule & Registration



Welcome back to the 2009-2010 school year. We hope you had a restful summer and you are ready for another great year. Below you will find a list of the computer lab trainings that OATC will be offering this year. We will be conducting the trainings at our OKC lab and our Tulsa lab. There are 7 computers in the OKC lab and 12 computers in the Tulsa lab. Acceptance of registrations will be on a first come/first serve basis. All of the OATC computer lab trainings are from 8:30 am - 3:30 pm with registration beginning at 8:00 am. We look forward to seeing you this school year. Come with your "thinking caps" on and let's have some fun☺. **Please bring a USB flash card/memory key with you to the training so you can take your activities home with you.** Contact Stefanie Olson at (918) 660-3279 if you have any questions.

## Circle time:

**\*\* PREREQUISITE:** All participants must have completed the SD Pro lab training prior to attending this course. This presentation will provide each participant with a basic example of a digital circle time. During the course the participants will be taught, and have time to customize the example for their particular classroom needs. The participants will leave with a customized digital format for use with all students - no matter the abilities of each student. This digital circle time is designed to be used with an interactive white board such as a Smart Board. \*There is a \$30.00 materials fee associated with this lab.

## PowerPoint Books & More!


**Training Description:** Do you have Microsoft PowerPoint on your computer? Did you know you could make talking books, puzzles, talking social stories, and single switch activities using PowerPoint? Come and learn the skills to make your own activities that you can take back to use in your classroom or school. PowerPoint can even be a tool your students use to create their own class books by using their digital pictures from an outing or school function.

## Intro to IntelliTools Classroom Suite V.4

**Training Description:** Come explore the **NEW IntelliTools Classroom Suite 4** by using pre-made activities, creating activities with the new and improved easy to program activity templates, downloading activities from the IntelliTools Activity Exchange, assigning work to students, and evaluating student progress. We will also cover the basics of IntelliKeys and Overlay Maker 3.

2010-2011

## Assistive Technology Computer Lab Schedule & Registration



### Beyond Basics: IntelliTools Classroom Suite V.4

**Training Description:** *\*\* PREREQUISITE: Must attend Intro to Classroom Suite V.4 prior to enrollment to this class. If you have attended a 2-day ITCS training in the past and are unsure whether or not you should attend this class, call Stefanie Olson@ 918-660-3279. OK, you had tons of fun at the Intro training, are using pre-made activities and activity templates, and feel comfortable locating and downloading activities from the Activity Exchange. Are you ready for more?? Come on! We'll teach you the secrets of "ctrl+click", creating custom overlays in Overlay Maker 3, layering overlays, and more!*

### Diving Deeper into IntelliTools Classroom Suite V.4

**Training Description:** *\*\* PREREQUISITE: Must attend Intro to Classroom Suite V.4 & Beyond Basics: IntelliTools Classroom Suite V.4 prior to enrollment to this class. If you have attended a 2-day ITCS training in the past and are unsure whether or not you should attend this class, call Stefanie Olson@ 918-660-3279.*

Are you comfortable with the basics of programming activity templates? Do you know how to "ctrl+click" and make modifications to buttons and pages??? Do you have questions and ideas for creating/customizing your own activities? This may be the class for you. This class is designed to provide you with hands on support and guidance to develop your own activities and/or problem solve how to modify activities you download from the activity exchange. You set the agenda; we (try!!) to answer your burning questions. Wear your Smart Pants!

### Boardmaker Version 6

**Training Description:** Boardmaker is an incredibly flexible and powerful tool used to create and print symbol-based materials. This training is suitable for beginners and those of you who have mastered the basics. At this training you will learn how to make communication overlays from templates, visual schedules, adapted books with picture supports, song boards, worksheets and other curriculum supports using Boardmaker. We will also teach you how to import your favorite pictures or pictures from the internet. It sounds like a lot of stuff to learn in 1 day, but once you master the basic skills taught in the morning of this class, the sky's the limit!

**Return to:** Chuck Roberts, OUHSC/OATC, 1600 N. Phillips, Oklahoma City, OK 73104

**New!** Email: [ocatreg@ouhsc.edu](mailto:ocatreg@ouhsc.edu) (Preferred), Phone: 1-405-271-8001; Ext. 47104, Fax (405) 271-6268

Please email Chuck to request an electronic form.

2010-2011

## Assistive Technology Computer Lab Schedule & Registration



### Boardmaker Plus/Speaking Dynamically Pro

**Training Description:** *\*\*PREREQUISITE: Must attend Boardmaker Version 6 prior to enrollment to this class!*

And you thought Boardmaker was great, wait till you see Boardmaker Plus. We will discuss the differences between Boardmaker, Boardmaker Plus and Speaking Dynamically Pro. You will learn how to use the special features in Boardmaker Plus and Speaking Dynamically Pro to create dynamic activities to enhance access to the curriculum and promote functional communication.

### Microsoft Word 2007 & Windows 7 Accessibility Options

**Training Description:** Looking for an easy way to make or adapt worksheets for your students? Do you have Microsoft Word on your computer? Did you know that you can make worksheets with drop down boxes, work advanced math equations, and read text? Did you also know that the accessibility options are just getting better and better with every Windows operating system upgrade? Come and learn the new features in Windows 7 accessibility options. We will introduce the magnifier, narrator, on-screen keyboard that can scan, and many more options available. These are just a few of the features you will learn when attending this lab. Come and explore multiple ways to utilize Microsoft Word 2007 & Windows 7 accessibility options with your students.

### Adapt-A-Book

**Training Description:** Reading is for EVERYONE! We'll walk you through adapting the book Pumpkin Circle: The Story of a Garden by George Levenson with picture symbol supports as well as turning it into an accessible computer book. You'll learn tricks to make books accessible to readers of various abilities. Basic Boardmaker and PowerPoint skills will be taught and used. We will send you home with a variety of fall activities along with the book adapted and ready for ANYONE to read! Note: Pumpkin Circle is an age-respectful book appropriate for beginning readers of all ages (non-fiction with actual photographs). *\*There is a \$30.00 materials fee associated with this lab which includes a copy of the book.*

The following trainings will be held in an Oklahoma Assistive Technology Center computer lab, but will be taught by persons not employed by OATC. To register for a "PRC AAC Device" or "Dynavox AAC Device" lab, please contact the respective representative indicated in the training description.

**Return to:** Chuck Roberts, OUHSC/OATC, 1600 N. Phillips, Oklahoma City, OK 73104

**New!** Email: [ocatreg@ouhsc.edu](mailto:ocatreg@ouhsc.edu) (Preferred), Phone: 1-405-271-8001; Ext. 47104, Fax (405) 271-6268

Please email Chuck to request an electronic form.

2010-2011

## Assistive Technology Computer Lab Schedule & Registration



### PRC AAC Devices (Vanguard, Vantage, Pathfinder, Springboard, ECO-14)

**Training Description:** Prentke Romich Company (PRC) is a worldwide leader in the development and manufacture of augmentative communication devices, computer access products, and other assistive technology for people with severe disabilities. PRC serves the AAC community with a complete line of AAC devices: Vanguard, (NEW) Vantage Lite, Springboard Lite and ECO-14. The PRC representative for Oklahoma, **Deanna Severson** will conduct these labs and they are open for anyone interested in learning more about PRC products, for those interested in obtaining a PRC device, and for device users and their family/caregivers, educators, SLP's and other interested persons. Please register with PRC online at: [www.prentrom.com](http://www.prentrom.com) and/or 800-262-1984 ext. 286

	<u>Tulsa</u>	<u>Oklahoma City</u>
<b>Location:</b>	OU, Schusterman Center in Tulsa 4502 E. 41 <sup>st</sup> . St. Room 2D02.	OATC 1600 N. Phillips
<b>Times:</b>	9:00 am to 12:00 pm.	9:00 am to 12:00 pm.
<b>Dates:</b>	September 20, October 11, November 8, December 13, January 10, February 14, March 21, April 11, May 9	August 23, September 8, October 6, November 3, December 1, January 5, February 2, March 2, April 6, May 4
<b>Register</b>	PRC online at: <a href="http://www.prentrom.com">www.prentrom.com</a> and/or 800-262-1984 ext. 286	
<b>Questions:</b>	Contact Deanna Severson at: Email: <a href="mailto:dlynn471@yahoo.com">dlynn471@yahoo.com</a> or Cell: (918) 766-3383	

### Dynavox AAC Devices (V, Vmax, M3, DynaWrite, and LightWriter)

**Training Description:** Dynavox Technologies is proud to be one of the world's largest manufacturers of speech-generating devices and communication software. Dynavox provides complete support; including helping their customers fund devices through school districts, Medicaid, Medicare or private insurance. The Dynavox representative for Oklahoma, Nuala South, will conduct these labs. The training labs are open for anyone interested in learning more about Dynavox Series 5 devices. Please register with Nuala South: Email: [Nuala.South@dynavoxtech.com](mailto:Nuala.South@dynavoxtech.com) or Cell: (405) 822-5799

	<u>Tulsa</u>	<u>Oklahoma City</u>
<b>Location:</b>	OU, Schusterman Center in Tulsa 4502 E. 41 <sup>st</sup> . St. Room 2D02.	OATC 1600 N. Phillips
<b>Times:</b>	1:00 to 4:00 pm.	1:00 to 4:00 pm.
<b>Dates:</b>	August 18, September 15, October 20. November 17, December 15, January 19, February 16, March 16, April 20, May 18	August 19, September 16, October 21, November 18, December 16, 2010, January 20, February 17, March 17, April 21, May 19, 2011
<b>Register</b>	Contact Nuala South: Email: <a href="mailto:Nuala.South@dynavoxtech.com">Nuala.South@dynavoxtech.com</a> or Cell: (405) 822-5799	

### Directions & Maps

#### **OATC – OKC: 1600 N. Phillips, Oklahoma City, OK 73104, (405) 271-3625**

Directions from I-44 East or West: Take the Lincoln Blvd. exit and go South. Curve West around the Capitol and continue southbound on Lincoln Blvd. Turn left (east) at NE 13<sup>th</sup> St. Continue on 13th until you come to Phillips

**Return to:** Chuck Roberts, OUHSC/OATC, 1600 N. Phillips, Oklahoma City, OK 73104

**New! Email:** [oatcreg@ouhsc.edu](mailto:oatcreg@ouhsc.edu) (Preferred), Phone: 1-405-271-8001; Ext. 47104, Fax (405) 271-6268

Please email Chuck to request an electronic form.

## Assistive Technology Computer Lab Schedule & Registration

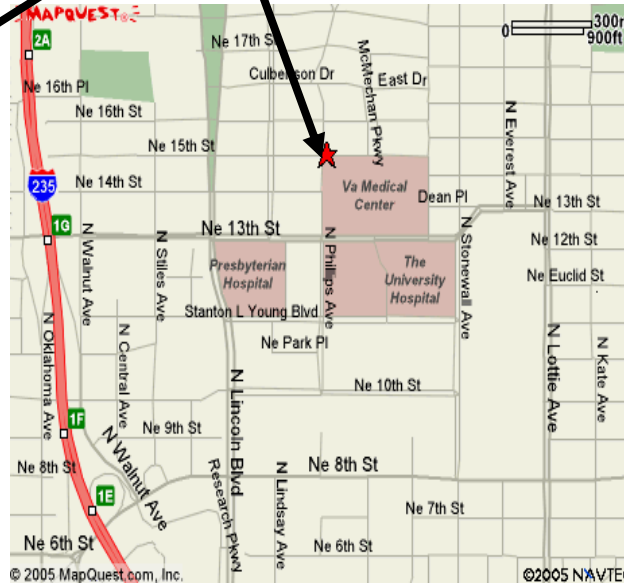


Avenue. Turn left (north) on Phillips. Continue until you reach 15<sup>th</sup>.

Directions from I-40 East or West: Take I-40 to I-235 North and take exit 1D, Lincoln Blvd. heading north. OUHSC will be on the east side of Lincoln Blvd. Turn right (east) on NE 13<sup>th</sup> St. Continue until you come to Phillips Ave. Turn left (north) on Phillips and continue until you reach 15<sup>th</sup> St.

Directions for I-35 Northbound: Take I-35 North and merge left onto I-235. Take the Lincoln Blvd exit 1D and head north. Turn right (east) on NE 13<sup>th</sup> St. Continue until you come to Phillips Ave. Turn left (north) on Phillips and continue until you reach 15<sup>th</sup> St.

**The Oklahoma Assistive Technology Center is located at the North-East corner of 15<sup>th</sup> St. & Phillips Ave. Park and immediately go inside and request an OATC parking permit that you will need to place on your dashboard.**



\*Note: NE 15<sup>th</sup> and NE 16<sup>th</sup> are no longer through streets from Lincoln to Phillips

### Directions & Maps

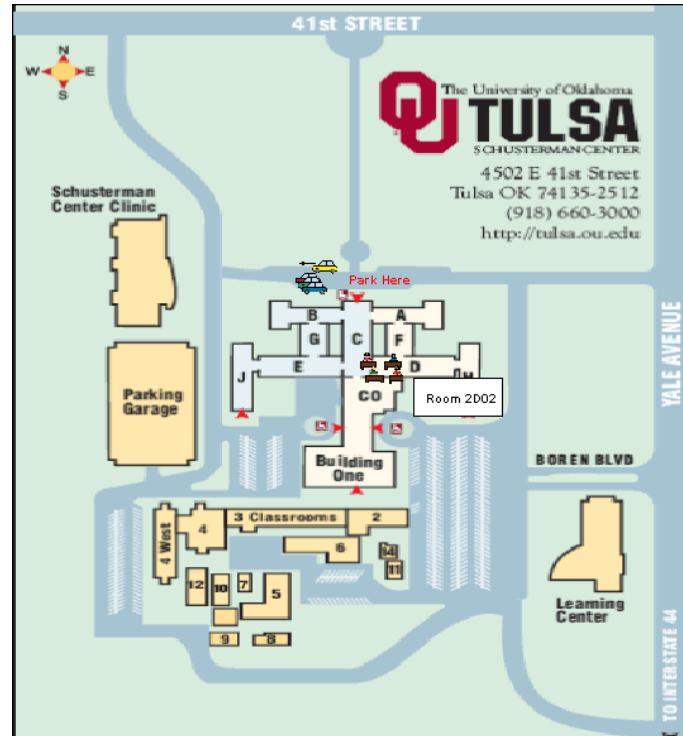
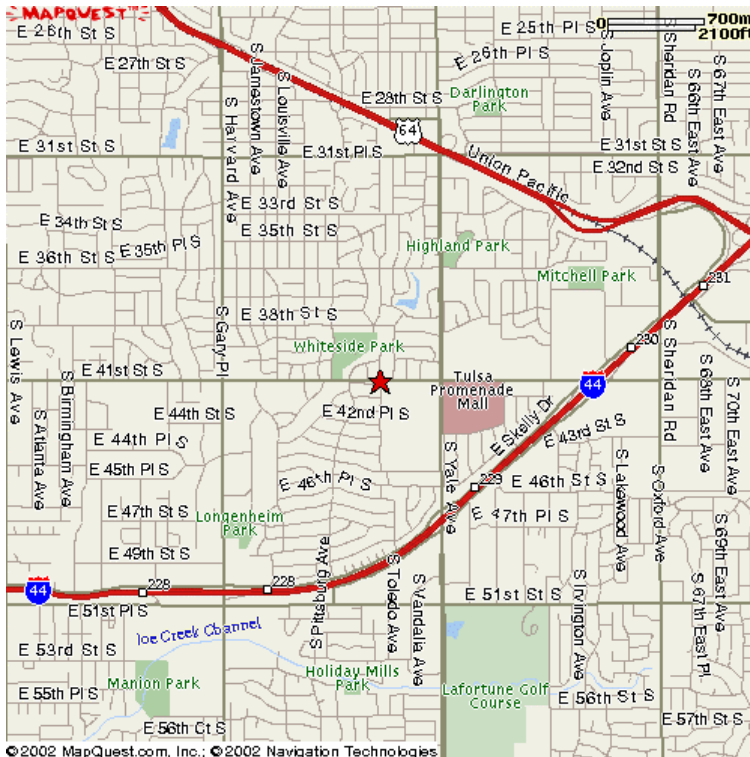

**OU-Schusterman Center: 4502 E. 41<sup>st</sup>. St, Room 2D02 Tulsa, OK 74135, (918) 660-3000**

**Driving Directions to the Schusterman Center:** If you are arriving from the I-44 (Skelly Turnpike), take the YALE Exit.

If you are traveling West on I-44, Turn NORTH (right) onto Yale. If you are traveling East on I-44, Turn NORTH (left) onto Yale.

- Follow Yale approximately one-quarter mile. The Schusterman Center is on your LEFT (the west side Yale). There are two entrances into the Center from Yale. The first entrance is at the southern edge of the property. The second entrance is at the stoplight by the McDonalds and mall.
- You can also enter the campus from 41st Street. To do so, continue north on Yale to 41st Street and turn LEFT(west) onto 41st Street.

# 2010-2011 Assistive Technology Computer Lab Schedule & Registration



Park in the visitor parking lot on the north side of campus. Enter through the main doors on the north entrance. Walk through the main entryway, through the double doors and down the hall. When the hall opens up you have a choice to go left, right or straight. Go Left. 2D02 is the first room on your right.

**Return to:** Chuck Roberts, OUHSC/OATC, 1600 N. Phillips, Oklahoma City, OK 73104  
**New! Email:** [oatreg@ouhsc.edu](mailto:oatreg@ouhsc.edu) (Preferred), Phone: 1-405-271-8001; Ext. 47104, Fax (405) 271-6268  
 Please email Chuck to request an electronic form.